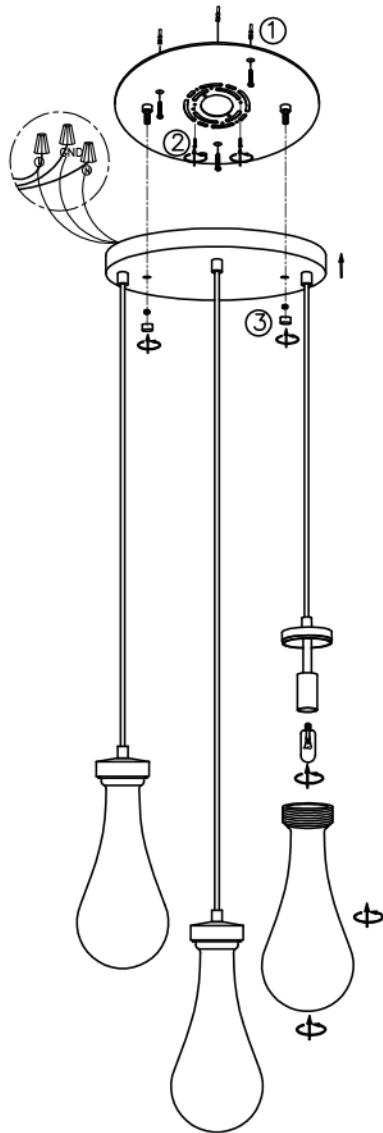
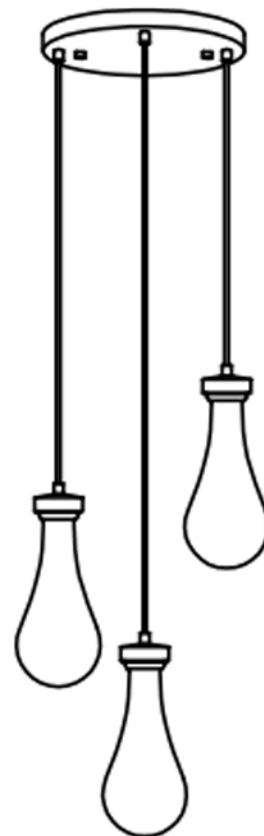
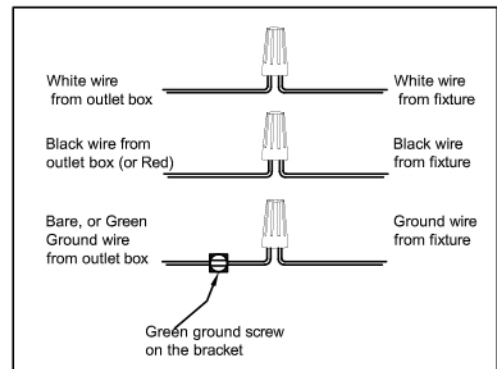


- 1. Always ensure the power is completely OFF before any installation or maintenance.**
- 2. The fixture must be installed by a qualified licensed electrician**



Weight: 25lbs

- 1. Ensure main supply is switched off.**
- 2. Put the anchoring into the hole on the wall, have the screw (1) through the mounting bracket, and tighten with anchoring.**
- 3. Have the mounting screw (2) through the mounting bracket and screw into octagon box.**
- 4. Connect the wires using wire nuts, tight mounting bracket and back plate using nuts (3).**
- 5. Install the light bulb (not provided) to the socket.**
- 6. Install the glass shade.**



C88803-AB/BK
C88803-BK