

VINCI

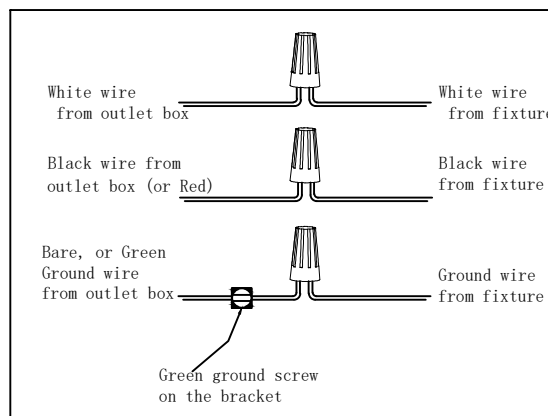
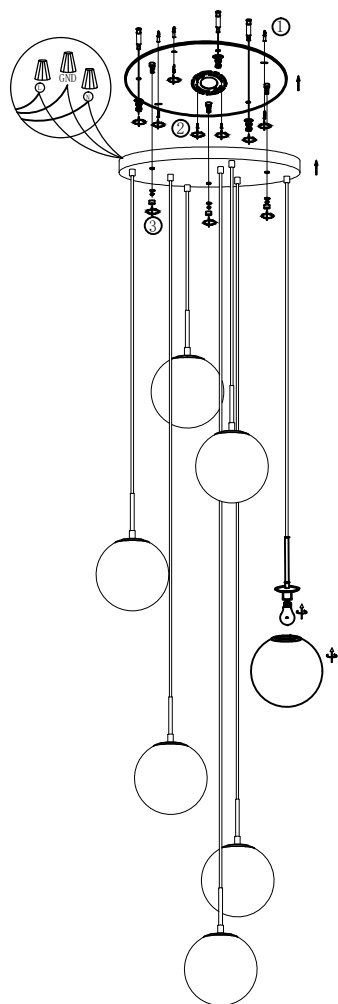
LIGHTING

INSTRUCTION MANUAL

1. THIS PRODUCT MUST BE INSTALLED IN ACCORDANCE WITH THE APPLICABLE INSTALLATION CODE BY A PERSON FAMILIAR WITH CONSTRUCTION AND OPERATION OF THE PRODUCT AND THE HAZARDS INVOLVED.

CE PRODUIT DOIT ÊTRE INSTALLÉ SELON LE CODE D'INSTALLATION PERTINENT, PAR UNE PERSONNE QUI CONNAÎT BIEN LE PRODUIT ET SON FONCTIONNEMENT AINSI QUE LES RISQUES INHERENTS.

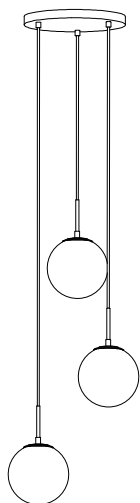
2. ALWAYS ENSURE THE POWER IS COMPLETELY OFF BEFORE ANY INSTALLATION OR MAINTENANCE.



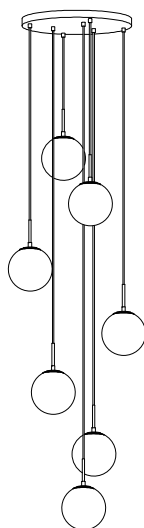
1. Ensure main supply is switched off.
2. Have the mounting screw (2) through the mounting bracket and screw into octagon box.
3. Connect the wires using wire nuts, tight mounting bracket and back plate using nuts (3).
4. Install the light bulb (not provided) to the socket.
5. Install the glass shade.



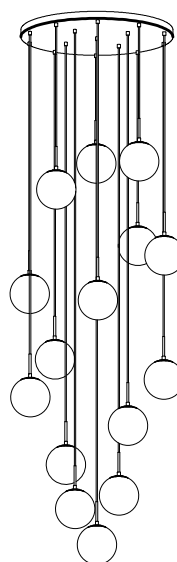
C77701-AB/BK
C77701-BK



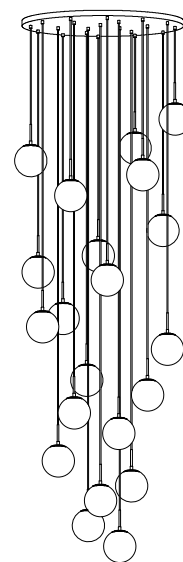
C77703-AB/BK
C77703-BK



C77707-AB/BK
C77707-BK



C77715-AB/BK
C77715-BK
C77715-AB



C77721-AB/BK
C77721-BK
C77721-AB