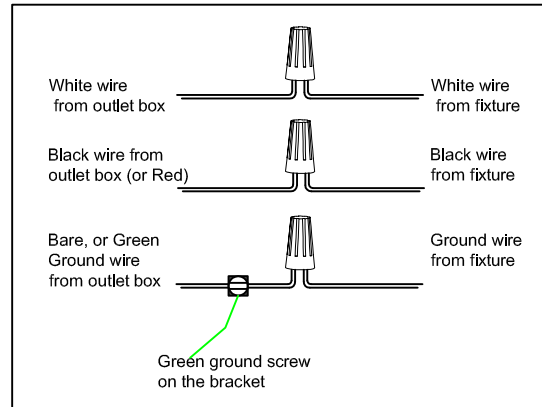
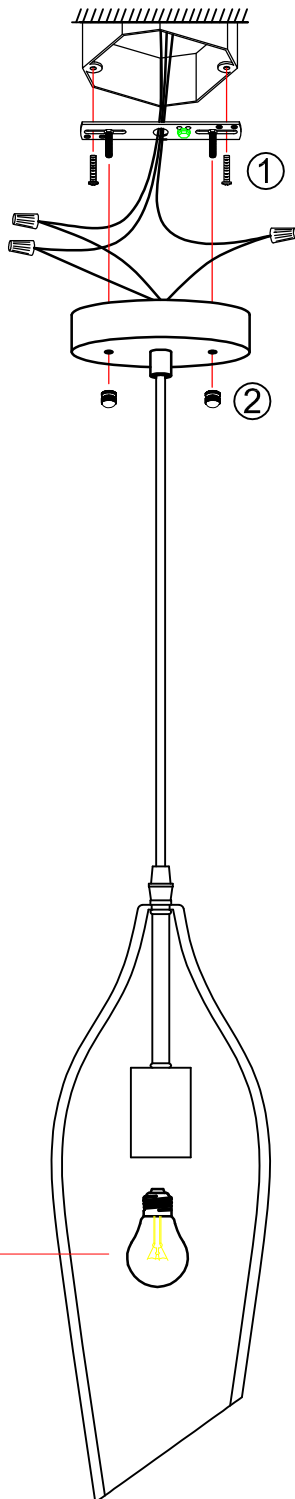
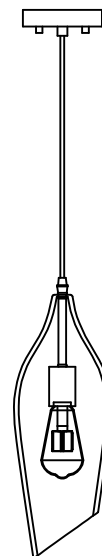


# INSTRUCTION MANUAL

- 1. Always ensure the power is completely OFF before any installation or maintenance.**
- 2. The fixture must be installed by a qualified licensed electrician**



- 1. Ensure main supply is switched off.**
- 2. Have the mounting screw (1) through the mounting bracket and screw into octagon box.**
- 3. Connect the wires using wire nuts, tight mounting bracket and back plate using screws (2).**
- 4. Install the light bulb (not provided) to the socket.**



**P1406BK**  
**P1406AB**